


Hi-Smart Series


High Efficiency

The H5 unit boasts cutting-edge design, utilizing 19.56mm fins to maximize heat exchange area, and an optimized fan with increased diameter. This results in significantly enhanced energy efficiency, with a maximum SEER of 8.2 and SCOP of 5.0.



Advanced corrugated fin


SEER up to 8.2
SCOP up to 5.0



Φ544



Φ600



Eco-friendly R32 Refrigerant

R32 refrigerant contributes to meeting the F-gas regulation targets as described in EU regulation 517/2014. Hisense HVAC introduces the Lower GWP refrigerant R32 on its VRF products, which is a perfect solution for attaining the CO₂ emission targets.

Features

- Zero Ozone Depletion Potential (ODP)
- Lower Global Warming Potential (GWP)
- Less charge amount under the same capacity
- Single component refrigerant, easy to handle and recycle



We are determined to become CO₂ neutral by 2050 and create a sustainable future together with you.


Compact Body & Low Weight

The Hi-Smart H5 unit features the latest exterior design from Hisense, showcasing a sleek and stylish appearance. Its compact body allows for flexible installation in confined spaces, while also reducing costs for product transportation and installation.

The height of the outdoor unit is only 840mm, which is very convenient to be concealed on the roof, does not affect the appearance of the overall building, and will not break the harmony of the city street.



reddot winner 2022



Multiple Measures Ensuring Room Safety

Refrigerant Leak Detection

Real-time refrigerant leak detection is essential for R32 refrigerant system. If the refrigerant concentration exceeds 5000ppm, the indoor unit will stop operation, and trigger a buzzer and warning flasher. Moreover, if any third-party alarm system or ventilation system, the system can also be linkaged.


Refrigerant Recovery

In the event of a refrigerant leak, our system triggers alarms, shuts down, and initiates refrigerant recovery immediately. Moreover, once there is a sudden power outage, the shut-off box can automatically close valves to prevent leaks.

The Progress of Refrigerant Recovery




Shut-off Box



- Capacity: 10HP
- Max. 17 IUs for 1 port
- Be closed automatically when power off
- 6000pls/13.0mm valve for gas pipe and 3000pls/6.1mm valve for liquid pipe

Refrigerant Detector



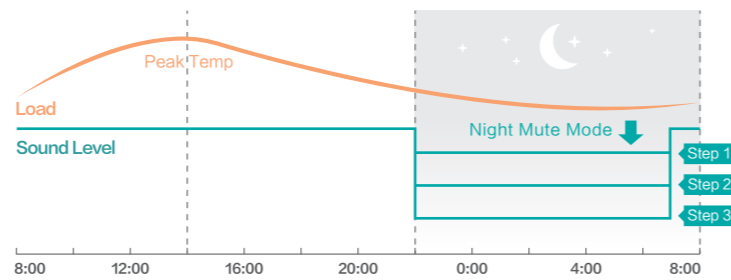
- Sleek and modern exterior
- Wall mounted installation
- Infrared NDIR detection
- Powered by 12 ± 10% VDC from IU or reserved dedicated power supply port
- Alarm value 5000ppm
- Dry contact reserved
- Design life ≥ 10 years

Accessories	Shut-off Box	Refrigerant Detector
Model	HESE-2V15	HOPT-ERD01

Outdoor Unit Noise Control

Auto Night Quiet Mode

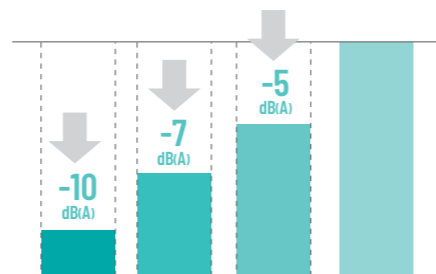
In general, people are more sensitive to noise at night. Night quiet mode can be activated when necessary, and the noise can be reduced by up to 10dB(A).



Step 1: 5dB(A) decreased; Step 2: 7dB(A) decreased;
Step 3: 10dB(A) decreased.

Low Noise Mode

Users can flexibly set the low noise mode at any time. There are three levels for choice, which can be set on the controllers or the PCB.



Wide Operation Range

Extended operation range creates wider application potential. Hisense VRF can operate in a wide ambient temperature range: from -10°C to 52°C in cooling mode, and from -25°C to 26°C in heating mode.



Hi-Smart H5 Series



	HP	4HP	5HP	6HP	
Model	AC 1φ, 220-240V/50/60Hz	AVW-41HJDH2H1	AVW-48HJDH2H1	AVW-54HJDH2H1	
	AC 3φ, 380-415V/50/60Hz	AVW-41HKDH2H1	AVW-48HKDH2H1	AVW-54HKDH2H1	
Cooling	Capacity	kW 12.1	14.0	15.5	
		kBtu/h 41.5	48.0	53.0	
	Power Input	kW 3.30	4.24	4.70	
	EER	kW/kW 3.67	3.30	3.30	
Heating	SEER	kW/kW 8.20	7.90	7.90	
	Capacity	kW 14.2	16.0	18.0	
		kBtu/h 48.0	54.5	61.5	
	Power Input	kW 3.60	4.10	4.80	
Air Flow Rate	COP	kW/kW 3.94	3.90	3.75	
	SCOP	kW/kW 5.00	4.65	4.60	
		m ³ /min 80	80	80	
Sound Pressure Level(Cooling/Heating)	dB(A)	52/52	53/53	54/54	
Refrigerant	Type	-	R32		
	Pre-charged Quantity	kg	2	2	2
Weight	Net Weight(Single-phase/Three-phase)	kg	94/95	94/95	94/95
	Gross Weight(Single-phase/Three-phase)	kg	109/110	109/110	109/110
Dimensions	Net (H × W × D)	mm	840 × 1100 × 390	840 × 1100 × 390	840 × 1100 × 390
	Packing(H × W × D)	mm	1000 × 1185 × 530	1000 × 1185 × 530	1000 × 1185 × 530
Ref. Piping	Cabinet Color	-	Grayish White		
	Gas	mm	15.88	15.88	15.88
		inch	5/8	5/8	5/8
	Liquid	mm	9.53	9.53	9.53
inch		3/8	3/8	3/8	
Connectable Indoor Units	Quantity	pcs	10	12	13
	Connection Ratio	-	50% - 150%		
Piping Design	Max. Piping Length	m	80	80	80
	Height Difference Between ODU and IDU	m (OD higher)	50	50	50
		m (OD lower)	40	40	40
	Height Difference Between IDUs	m	15	15	15
Operation Range	Cooling	DB °C	-10 ~ 52		
	Heating	WB/DB °C	-25.5 ~ 15.5 / -25 ~ 26		

Note:

1. Rated cooling capacity and rated heating capacity are tested in the following conditions:

Cooling conditions: indoor air inlet temperature: 27°C DB 19°C WB, outdoor air inlet temperature: 35°C DB, pipe length: 7.5m, pipe height difference: 0m.

Heating conditions: indoor air inlet temperature: 20°C DB, outdoor air inlet temperature: 7°C DB 6°C WB, pipe length: 7.5m, pipe height difference: 0m.

2. During cooling (48-52°C) or heating (23-26°C) operations, the unit may operate intermittently.